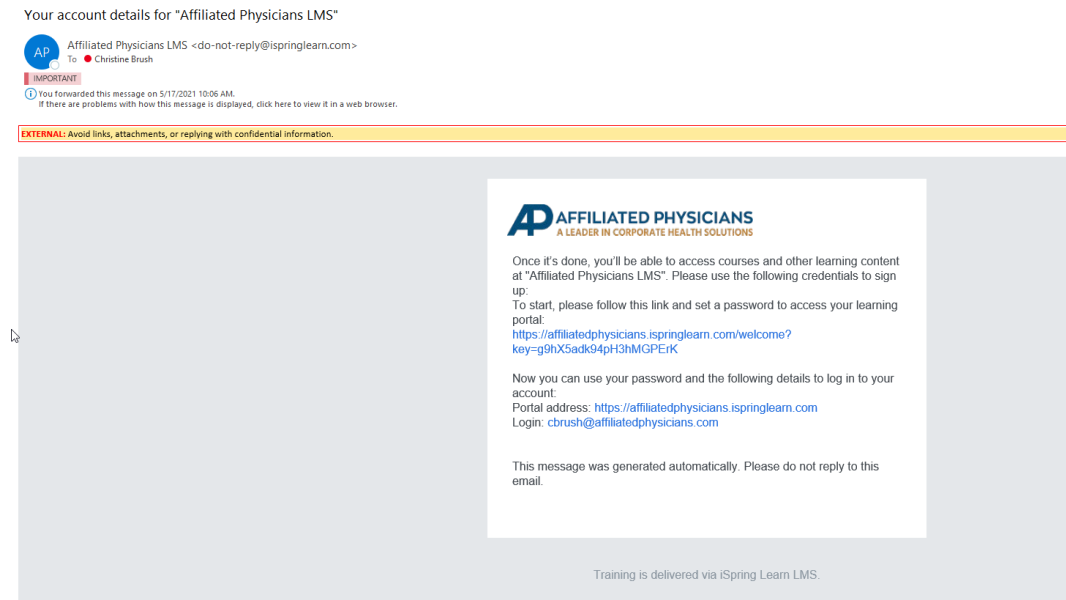


Affiliated Physicians is implementing a Learning Management System (LMS) to help deliver quick, effective training and support to our staff.

You will receive an email inviting you to the LMS platform.

Sender: **Affiliated Physicians LMS <do-not-reply@ispringlearn.com>**

Subject: **Your account details for "Affiliated Physicians LMS"**

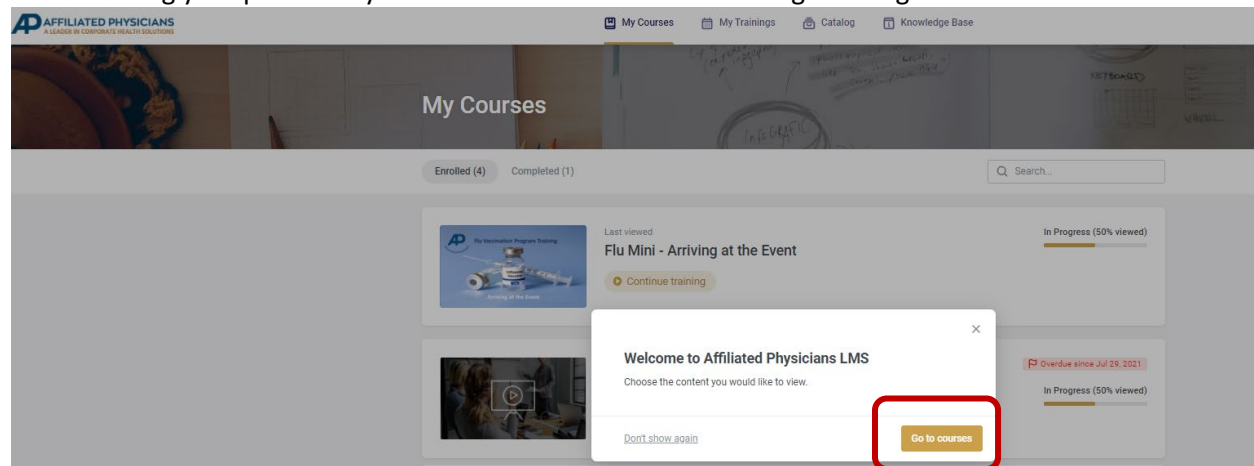


After clicking the link, you will be brought to the LMS to change your password.

Per AP Password Policy:

All passwords should be a minimum of 10 characters long as stated in the Password Policy. Whenever possible, passwords should be 15-20 characters long and consist of a random combination of letters, numbers, and symbols.

After creating your password you will be directed to the Home Page: Click go to Courses



Under My Courses, you will see what trainings that you have been enrolled in. Trainings that you are enrolled in by AP are mandatory for you to complete prior to working an event for us.

Also available to assist you in having successful programs, you have additional mini trainings available for you to enroll in are located in the Catalog:

 My Courses

 My Trainings

 **Catalog**

 Knowledge Base



Courses

Trainings



Flu Program

Additional learning modules & courses relating to specific topics on the flu program. ...

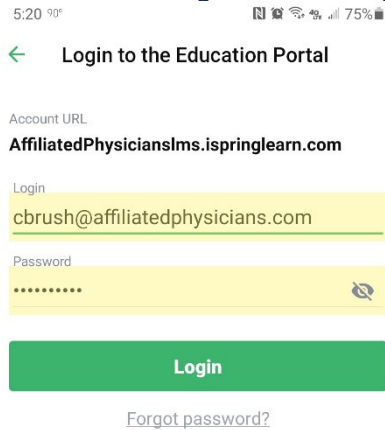
URL: <https://affiliatedphysicianslms.ispringlearn.com/courses>

You can also download on your Mobile Devices – tablets and mobile phones!

Users of the account can take assignments in the iSpring Learn mobile applications. The application can be installed both in iOS and Android devices.



1. Sign in to your iSpring Learn account on your mobile device. To log in, enter your iSpring Learn address, login/email, and password.



2. When you log into the app, you will find the courses you have been enrolled in and can start taking your courses

